




Cost Of Living   Property Prices   Quality Of Life   Premium

Traffic > South Korea

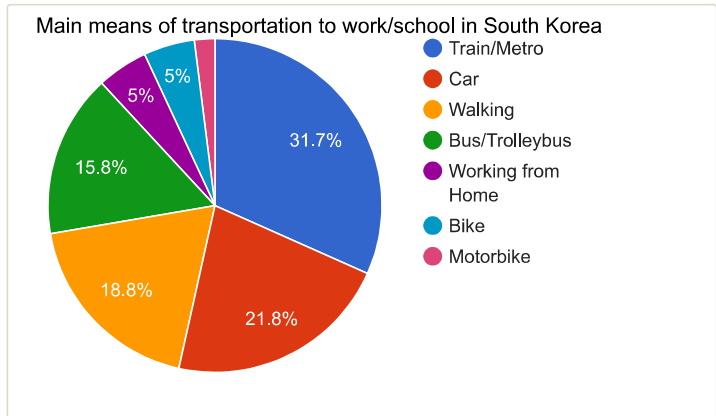
## Traffic in South Korea

Select city in South Korea:

Do you live in South Korea? [Add data for South Korea](#)

Index	
Traffic Index:	143.74
Time Index (in minutes):	39.82
Time Exp. Index:	1,564.11
Inefficiency Index:	149.80
CO <sub>2</sub> Emission Index:	2,716.99

We estimate that in this country, due to travelling to work/school, per passenger is produced yearly 652.08kg of CO<sub>2</sub>. It is needed 29.95 trees for each passenger to produce enough oxygen to cover that. [Formulas used for this estimation](#)



### Main Means of Transportation to Work or School

Working from Home	5.30%
Walking	18.54%
Car	21.85%
Bike	4.64%
Motorbike	1.99%
Bus/Trolleybus	15.89%
Tram/Streetcar	0.00%
Train/Metro	31.79%

### Average when primary using Walking

Distance	5.77 km
Walking	24.75 min
Waiting	0.96 min
Driving Car	0.18 min
Bike	0.36 min
Bus/Trolleybus Ride	0.54 min
Train/Metro Ride	3.43 min
<b>Overall</b>	<b>30.32 min</b>

### Average when primary using Car

Distance	15.68 km
Walking	1.39 min
Driving Car	35.64 min
<b>Overall</b>	<b>37.03 min</b>

### Average when primary using Bike

Distance	5.50 km
Walking	1.00 min

Bike	21.00 min
<b>Overall</b>	<b>22.00 min</b>

### Average when primary using Motorbike

Distance	10.33 km
Walking	2.33 min
Motor Bike	19.00 min
<b>Overall</b>	<b>21.33 min</b>

### Average when primary using Bus/Trolleybus

Distance	12.83 km
Walking	7.15 min
Waiting	6.60 min
Bus/Trolleybus Ride	31.88 min
Train/Metro Ride	3.96 min
<b>Overall</b>	<b>50.71 min</b>

### Average when primary using Train/Metro

Distance	20.55 km
Walking	9.95 min
Waiting	4.88 min
Bus/Trolleybus Ride	2.10 min
Train/Metro Ride	29.33 min
<b>Overall</b>	<b>46.43 min</b>

### Overall Average Travel Time and Distance to Work (School)


Distance	14.19 km
<b>Overall</b>	<b>39.82 min</b>

Contributors: 152


Last update: December 2022

These data are based on perceptions of visitors of this website in the past 3 years.

Our data for each country are based on all entries from all cities in that country.

 Moving to South Korea? Explore:

- [Quality of Life in South Korea](#)
- [Cost of Living in South Korea](#)
- [Crime in South Korea](#)
- [Health Care in South Korea](#)
- [Pollution in South Korea](#)
- [Property Prices in South Korea](#)

 This page in other languages:

-  Deutsch [Verkehr in Südkorea](#)
-  Português [Trânsito na Coréia do Sul](#)
-  Italiano [Traffico in Corea del Sud](#)
-  Français [Trafic en Corée du Sud](#)
-  Español [Tráfico en Corea del Sur](#)

[About](#) | [In the News](#) | [Newsletter](#) | [API](#)

Copyright © 2009-2023 Numbeo. Your use of this service is subject to our [Terms of Use](#) and [Privacy Policy](#)